

CIN: L63090TN2000PLC046338

October 11, 2015

TAKE/BSE/2015-16

TAKE/NSE/2015-16

The Manager
Dept. of Corporate Services-Listing
Bombay Stock Exchange Limited,
P. J. Towers, Dalal Street,
Mumbai - 400001

The Manager-Listing Department
National Stock Exchange of India Limited
Exchange Plaza,
Bandra - Kurla Complex, Bandra (East),
Mumbai - 400051

Dear Sir,

Sub: Clause 35 of Listing Agreement - Submission of Quarterly Shareholding Pattern (Quarter ended September 30, 2015)

We are enclosing the statement of Shareholding Pattern for the Quarter ended September 30, 2015 pursuant to Clause 35 of Listing Agreement.

Please take note of the same.

Thanking you.

Yours faithfully,
For TAKE Solutions Limited





Lakshmi. C. M,
Company Secretary



Introductory sub-table (I)(a)

Name of the Company : Take Solutions Limited			
Scrip Code : 532890		Class of Security : EQUITY	
AS ON	NSDL DATA : 30/09/2015	CDSL DATA : 30/09/2015	
Partly Paid-up shares	No. of Partly Paid-up shares	As a % of total no. of Partly paid-up shares	As a % of total no. of shares of the Company
Held by promoter/Promoter group	0.00	0.0000	0.0000
Held by public	0.00	0.0000	0.0000
Total	0.00	0.0000	0.0000
Outstanding convertible securities	No. of Outstanding securities	As a % of total No. of Outstanding convertible securities	As a % of total No. of shares of the company, assuming full conversion of the convertible
Held by promoter/Promoter group	0	0.0000	0.0000
Held by public	0	0.0000	0.0000
Total	0	0.0000	0.0000
Warrants	No. of Warrants	As a % of total no. of warrants	As a % of total No. of shares of the company, assuming full conversion of Warrants
Held by promoter/Promoter group	0	0.0000	0.0000
Held by public	0	0.0000	0.0000
Total	0	0.0000	0.0000
Total paid-up capital of the company, assuming full conversion of warrants and convertible securities	122400000		

Take Solutions Limited

(I)(a) Statement showing shareholding pattern table

Category code	Category of shareholder	Number of shareholders	Total number of shares	Number of shares held in dematerialized form	Total shareholding as a percentage of total number of shares		Shares pledged (or otherwise encumbered)	
					As a percentage of (A+B)	As a percentage of (A+B+C)	Number of shares	As a percentage
(I)	(II)	(III)	(IV)	(V)	(VI)	(VII)	(VIII)	(IX) = (VIII)/(IV)*100
(A)	Shareholding of Promoter and Promoter Group							
[1]	Indian							
(a)	Individuals / Hindu Undivided Family	0	0	0	0.0000	0.0000	0	0.0000
(b)	Central Government / State Government(s)	0	0	0	0.0000	0.0000	0	0.0000
(c)	Bodies Corporate	4	12815950	12815950	10.4700	10.4700	0	0.0000
(d)	Financial Institutions / Banks	0	0	0	0.0000	0.0000	0	0.0000
(e)	Any Other (Specify)							
	Sub Total (A)(1)	4	12815950	12815950	10.4700	10.4700	0	0.0000
[2]	Foreign							
(a)	Individuals (Non-Resident Individuals / Foreign Individuals)	0	0	0	0.0000	0.0000	0	0.0000
(b)	Bodies Corporate	1	70856250	70856250	57.8900	57.8900	0	0.0000
(c)	Institutions	0	0	0	0.0000	0.0000	0	0.0000
(d)	Qualified Foreign Investor	0	0	0	0.0000	0.0000	0	0.0000
(e)	Any Other (Specify)							
	Sub Total (A)(2)	1	70856250	70856250	57.8900	57.8900	0	0.0000
	Total Shareholding of Promoter and Promoter Group(A)=(A)(1) +(A)(2)	5	83672200	83672200	68.3600	68.3600	0	0.0000
(B)	Public Shareholding							
[1]	Institutions							
(a)	Mutual Funds / UTI	8	2642065	2642065	2.1600	2.1600	0	0.0000
(b)	Financial Institutions / Banks	2	65012	65012	0.0500	0.0500	0	0.0000
(c)	Central Government / State Government(s)	0	0	0	0.0000	0.0000	0	0.0000
(d)	Venture Capital Funds	0	0	0	0.0000	0.0000	0	0.0000
(e)	Insurance Companies	0	0	0	0.0000	0.0000	0	0.0000
(f)	Foreign Institutional Investors	23	1947203	1947203	1.5900	1.5900	0	0.0000
(g)	Foreign Venture Capital Investors	0	0	0	0.0000	0.0000	0	0.0000
(h)	Qualified Foreign Investor	0	0	0	0.0000	0.0000	0	0.0000
(i)	Any Other (Specify)							
	Foreign Portfolio Investor (Corporate)	2	115536	115536	0.0900	0.0900	0	0.0000
	Sub Total (B)(1)	35	4769816	4769816	3.9000	3.9000	0	0.0000
[2]	Non-Institutions							
(a)	Bodies Corporate	456	16724577	16724577	13.6600	13.6600	0	0.0000
(b)	Individuals							
(i)	Individual shareholders holding nominal share capital upto Rs. 1 lakh.	16684	8474545	7928213	6.9200	6.9200	0	0.0000
(ii)	Individual shareholders holding nominal share capital in excess of Rs. 1 lakh	10	3120870	3120870	2.5500	2.5500	0	0.0000
(c)	Qualified Foreign Investor	0	0	0	0.0000	0.0000	0	0.0000
(d)	Any Other (Specify)							
	Clearing Member	313	1216532	1216532	0.9900	0.9900	0	0.0000
	Non Resident Indians (Repat)	192	620906	181466	0.5100	0.5100	0	0.0000
	Office Bearers	1	7000	7000	0.0100	0.0100	0	0.0000
	Non Resident Indians (Non Repat)	56	279705	279705	0.2300	0.2300	0	0.0000
	Directors / Relatives	1	15370	15370	0.0100	0.0100	0	0.0000
	Hindu Undivided Family	774	765107	765106	0.6300	0.6300	0	0.0000
	Trusts	3	2733372	365422	2.2300	2.2300	0	0.0000
	Sub Total (B)(2)	18490	33957984	30604261	27.7400	27.7400	0	0.0000
	Total Public Shareholding(B)=(B)(1)+(B)(2)	18525	38727800	35374077	31.6400	31.6400	0	0.0000
	Total (A)+(B)	18530	122400000	119046277	100.0000	100.0000	0	0.0000
(C)	Shares held by custodians and against which depository receipts have been issued							
[1]	Promoter and Promoter Group	0	0	0	0.0000	0.0000	0	0.0000
[2]	Public	0	0	0	0.0000	0.0000	0	0.0000
	Sub Total (C) -	0	0	0	0.0000	0.0000	0	0.0000
	Grand Total (A)+(B)+(C)	18530	122400000	119046277	100.0000	100.0000	0	0.0000




Take Solutions Limited

(i)(b) Statement showing holding of securities (including shares, warrants, convertible securities) of persons belonging to the category 'Promoter And Promoter Group'

Sr. No	Name of Shareholder	Details of Shares held		Encumbered shares (*)		PAN	Details of warrants			Total shares (including underlying shares assuming full conversion of warrants and convertible securities) as a % of diluted share capital
		No. of shares held	As a % of Grand total (A)+(B)+(C)	No.	As a percentage (VI)=(V)/(III)*100		Number of warrants held	As a % total warrants of the same class	Number of convertible securities held	
(i)	(ii)	(iii)	(iv)	(v)	(vi)	(viii)	(ix)	(xi)	(xii)	(xiii)
1	TAKE SOLUTIONS PTE LIMITED	70856250	57.8891	0	0.0000	AACCT9565G				57.8891
2	SHIRAM VENTURE LIMITED*	9829934	8.0310	0	0.0000	AACCS9328J				8.0310
3	SVL LIMITED	2363095	1.9306	0	0.0000	AAACS7696D				1.9306
4	AAKANKSHA MANAGEMENT CONSULTANCY AND HOLDINGS PVT LTD	522921	0.4272	0	0.0000	AAACCA8598E				0.4272
5	DRP CONSULTANTS PRIVATE LIMITED	100000	0.0817	0	0.0000	AACCCD1141J				0.0817
	TOTAL	83672200	68.3596	0	0.0000					68.3596

1. Mr. Srinivasan. H.R., 2. Mr. D. V. Ravi, 3. Mr. Ram Yeleswarapu, 4. TAKE SOLUTIONS PTE LTD, 5. DRP CONSULTANCY PVT LTD, 6. AAKANKSHA MANAGEMENT & CONSULTANCY HOLDING PRIVATE LIMITED, 7. ESYS PRO INFOTECH LTD, 8. ASIA GLOBAL TRADING (CHENNAI) LTD., 9. SVL LTD. Out of the aforesaid entities, M/s. TAKE SOLUTIONS PTE LTD, DRP CONSULTANCY PVT LTD, AAKANKSHA MANAGEMENT & CONSULTANCY HOLDING PRIVATE LIMITED and SVL LTD hold shares in the Company directly as provided in the Statement under Clause 35 of the Listing Agreement.


The other Promoter/Promoters Group viz. Mr. Srinivasan. H.R. Mr. D. V. Ravi, Mr. Ram Yeleswarapu, Esyspro Infotech Ltd, Asia Global Trading (Chennai) Ltd., hold shares indirectly through M/s. TAKE SOLUTIONS PTE LTD, Singapore. *Shriram Venture Limited has been merged with the another promoter Company Shriram Industrial Holdings Limited, whose name has been changed to SVL Ltd.



Take Solutions Limited

(I)(C)(i) Statement showing holding of securities (including shares, warrants, convertible securities) of persons belonging to the category 'Public' and holding more than 1% of the total number of shares

Sr. No	Name of Shareholder	No. of shares held	Shares as a percentage of total number of shares (i.e. Grand total (A)+(B)+(C) indicated in statement as para (I)(a) above }	PAN	Details of warrants		Details of convertible securities		Total shares (including underlying shares assuming full conversion of warrants and convertible securities) as a % of diluted share capital
					Number of warrants held	As a % total number of warrants of the same class	Number of convertible securities held	% w.r.t total number of convertible securities of the same class	
1	PERPETUAL ENTERPRISES PRIVATE LIMITED	5389000	4.4028	AAECM4913D					4.4028
2	TAKE SOLUTIONS LIMITED ESOP TRUST	2367950	1.9346						1.9346
3	SUNDARAM MUTUAL FUND A/C SUNDARAM SMILE FUND	1813456	1.5633	AAATS2554B					1.5633
	TOTAL	9670406	7.9007						7.9007



Signature

Take Solutions Limited

(l)(c)(ii) Statement showing holding of securities (Including shares, warrants, convertible securities) of persons (Together with PAC) belonging to the category 'Public' and holding more than 5% of the total number of shares of the company


Sr. No	Name of the shareholder and the persons acting in Concern(PAC) with them	No. of shares held	Shares as a percentage of total number of shares {i.e. Grand total (A)+(B)+(C) indicated in statement as para (l)(a) above }	PAN	Details of warrants		Details of convertible securities		Total shares (including underlying full conversion of warrants and convertible securities) as a % of diluted share capital
					Number of warrants	As a % total number of warrants of the same class	Number of convertible securities held	% w.r.t total number of convertible securities of the same class	
TOTAL									



Take Solutions Limited

I (d) Statement showing details of locked - in shares

Sr.No	Name of the shareholder	No. of locked-in shares	Locked-in shares as a percentage of total number of shares (i.e. Grand total (A)+(B)+(C) indicated in statement	Promotor/Promotor Group/Public
	Total			



Handwritten signature

Take Solutions Limited

II (a) Statement showing details of depository receipts(DRs)

Sr.No	Type of outstanding DR(ADRs, GDRs, SDRs, etc.)	Number of outstanding DRs	Number of shares underlying outstanding DRs	Shares underlying outstanding DRs as a percentage of total number of shares {i.e. Grand Total (A)+(B)+(C) indicated in Statement as para (I)(a) above }
	Total			



Handwritten signature

Take Solutions Limited

II (b) Statement showing holding of depository receipts (DRs), where underlying shares held by 'Promoter/Promoter group' are in excess of 1% of the total number of shares

Sr.No	Name of the DR holder	Type of outstanding DR(ADRs, GDRs, SDRs, etc.)	Number of shares underlying outstanding DRs	Shares underlying outstanding DRs as a percentage of total number of shares (i.e. Grand Total (A)+(B)+(C) indicated in Statement as para (I)(a) above }
	Total			



Handwritten signature