

May 18, 2017

TAKE/BSE/2017-18  
The Manager  
Dept. of Corporate Services-Listing  
Bombay Stock Exchange Limited,  
P. J. Towers, Dalal Street,  
Mumbai – 400001  
Scrip Code: 532890

TAKE/NSE/2017-18  
The Manager-Listing Department  
National Stock Exchange of India Limited  
Exchange Plaza,  
Bandra - Kurla Complex, Bandra (East),  
Mumbai – 400051  
Symbol: TAKE

Dear Sir/Madam,

**Sub: Outcome of the Board Meeting held on Thursday, May 18, 2017**

We wish to inform you that the Board of Directors of the Company in its meeting held on Thursday, May 18, 2017, approved /took on record the following:

1. Resignation of Mr. S Krishnamurthy (Non-Executive Independent Director) from the Directorship w.e.f closure of business hours of Wednesday, May 10, 2017.
2. Appointment of Mr. V. Murali as an Additional Director (Non-Executive Independent Director) w.e.f. Thursday, May 18, 2017. *(A brief profile of Mr. V. Murali is enclosed herewith)*
3. Under Section 139 of the Companies Act, 2013 and the Rules made thereunder, it is mandatory to rotate the current statutory auditors on completion of the maximum term permitted under the said Section. Therefore, the Audit Committee of the Company has proposed and the Board of Directors of the Company have recommended the appointment of M/s. G. D. Apte & Co, Chartered Accountants as the statutory auditors of the Company for a term of five years from Financial Year 2017-18 onwards, subject to the approval of shareholders of the Company. *(A brief profile of M/s. G. D. Apte & Co, Chartered Accountants is enclosed herewith)*
4. The Audited Financial Statement of the Company (stand-alone) and together with its subsidiaries (Consolidated) for the quarter (Q4) and financial year ended March 31, 2017, as recommended by the Audit Committee. Copy of the same in the prescribed format, in terms of Regulation 33 of SEBI (Listing Obligation and Disclosure Requirements) Regulations, 2015, along with the Audit Report by the Statutory Auditor is enclosed herewith. In addition, a declaration by the Chief Financial Officer, regarding issuance of unmodified opinion on Audited Financial Results of the Company (Standalone and Consolidated) for the quarter and year ended March 31, 2017 is also attached herewith as an Annexure.



5. Declaration of Final Dividend of INR 0.40/- (40%) per Equity Share of INR 1.00/- each, and the Dividend shall be paid/dispatched on or before Saturday, September 09, 2017 subject to approval of shareholders in the ensuing Annual General Meeting.
6. The 16<sup>th</sup> Annual General Meeting of the Company has been scheduled on Friday, August 11, 2017.
7. Closure of the Register of Members and Transfer Register of the Company for the purpose of payment of Final Dividend is from Saturday, August 05, 2017 to Friday, August 11, 2017 [both days inclusive].
8. Amendment to Article 81 (ii) of the Articles of Association of the Company with respect to authorized signatories for affixing common seal of the Company. The amended Article 81 (ii) is reproduced herein below:

*"The seal shall not be affixed on any instrument/document, except under the authority of a resolution passed by the Board of Directors or Committee thereof and in presence of such person(s) as may be authorized by the Board or Committee from time to time."*

The meeting of Board of Directors of the Company commenced at 9:30 AM and concluded at 1:40 PM.

Please take note of the same.

Thanking you,

Yours sincerely,

**For TAKE Solutions Limited**

**Avaneesh  
Company Secretary**

Encl: A/a:



### **Brief Profile of Mr. V. Murali (Independent Director)**

Mr. Venkataraman Murali (holding Director Identification No 00730218), holds a degree of Bachelor of Commerce from the Vivekananda College, Chennai. He is a Fellow Member of the Institute of Chartered Accountants of India and an Associate Member of the Institute of Cost & Works Accountants of India.

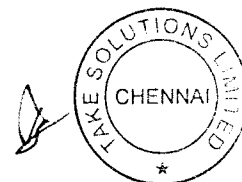
Mr. Murali is the Senior Partner of M/s Victor Grace & Co., Chartered Accountants, Chennai. He has to his credit more than three decades of experience in the areas of Finance, Accounts & Consultancy.

He was an elected Central Council Member of the Institute of Chartered Accountants of India from the Southern Region for Four terms in succession for the periods 2004-2007, 2007-2010, 2010-2013 and 2013-2016 and secured sixth consecutive record win in ICAI elections from the Southern Region.

He has also been elected as a Member of the Southern India Regional Council of the Institute of Cost Accountants of India for a four year term 2015-2019. He has been elected as the Chairman of the Southern India Regional Council of the Institute of Cost Accountants of India for the year 2016-17. He was the Vice-Chairman of the Southern India Regional Council of the Institute of the Institute of Cost Accountants of India for the year 2015-16.

He was also a member of the special Committee constituted by the Department of Company Affairs to consider the suggestions for amendment of the Companies Act and Rules made thereunder and was a member of the various committees constituted by the Government from time to time.

He is an Independent Director on the Boards of various listed and unlisted companies, Trustee of various public trusts, societies, NGOs, Voluntary Organizations and trade bodies.





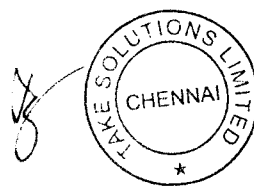
### **Brief Profile of M/s G. D. Apte & Co. Chartered Accountants**

G.D. Apte & Co., Chartered Accountants is one of the oldest and most reputed Audit and Advisory firms in India with offices in Mumbai and Pune. Over 8 decades, the firm has gained experience and built mastery in the domains of Audit, Assurance and Financial Advisory.

The firm's clients include Large PSU's, Public and Private Companies in Manufacturing and Service sectors, BFSI's etc. The firm has a team of more than 200 professionals comprising Chartered Accountants, Legal Experts, Banking Experts, Management Graduates and Company Secretaries, amongst others.

The firm has also been empanelled with:

- Comptroller & Auditor General of India (CAG)
- Reserve Bank of India (RBI)
- Securities & Exchange Board of India (SEBI)
- Insurance Regulatory & Development Authority (IRDA)



May 18, 2017

TAKE/BSE/2017-18  
The Manager  
Dept. of Corporate Services-Listing  
Bombay Stock Exchange Limited,  
P. J. Towers, Dalal Street,  
Mumbai – 400001  
Scrip Code: 532890

TAKE/NSE/2017-18  
The Manager-Listing Department  
National Stock Exchange of India Limited  
Exchange Plaza,  
Bandra - Kurla Complex, Bandra (East),  
Mumbai – 400051  
Symbol: TAKE

Dear Sir/Madam,

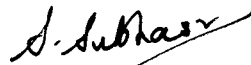
**Sub: Declaration with respect to Financial Results for the financial year ended March 31, 2017**

I, Subhasri Sriram, Executive Director and Chief Financial Officer of TAKE Solutions Limited having its registered office at No: 27, Tank Bund Road, Nungambakkam, Chennai – 600 034 hereby declare that M/s. Sundar, Sridhar & Sridhar, Chartered Accountants, Statutory Auditors of the Company have issued an Audit Report with unmodified opinion on Audited Financial Results of the Company (Standalone and Consolidated) for the quarter and year ended March 31, 2017. This declaration is given pursuant to Regulation 33(3) (d) of the SEBI (Listing Obligations and Disclosure Requirements), Regulation 2015 as amended.

Please take note of the same.

Thanking you,





Yours sincerely,  
**For TAKE Solutions Limited**



**Subhasri Sriram**  
**Executive Director & Chief Financial Officer**



**FORM A**
**Pursuant to Regulation 33 of SEBI (Listing Obligation and Disclosure Requirements) Regulations, 2015**

1.	Name of the Company	TAKE SOLUTIONS LIMITED
2.	Annual Financial Statement for the year ended	MARCH 31,2017 STANDALONE FINANCIAL STATEMENT
3.	Type of Audit observation	UN-MODIFIED
4.	Frequency of observation	NOT APPLICABLE
5.	To be signed by: <ul style="list-style-type: none"> <li>• CEO/Managing Director (Srinivasan H R)</li> <li>• Chief Financial Officer (Subhasri Sriram)</li> <li>• Auditor of the Company (S. Sridhar)</li> <li>• Audit Committee Chairman (R. Sundara Rajan)</li> </ul>	   

Place: Chennai

Date: May 18, 2017

**Independent Auditor's Report on Standalone Financial Results Pursuant to the SEBI  
(Listing Obligations and Disclosure Requirements) Regulations, 2015**

**To the Board of Directors  
TAKE Solutions Limited**

1. We have audited the accompanying Statement of Standalone Financial Results of TAKE Solutions Limited ("the Company") for the year ended 31<sup>st</sup> March, 2017 ("The Statement"), being submitted by the Company pursuant to the requirements of Regulation 33 of the SEBI (Listing Obligations and Disclosure Requirements) Regulations, 2015. This Statement, which is the responsibility of the Company's Management and approved by the Board of Directors, has been prepared on the basis of the related standalone annual financial statements which are in accordance with the Accounting Standards prescribed under section 133 of the Companies Act, 2013 read with the relevant Rules issued there under and other accounting principles generally accepted in India. This responsibility includes the design, implementation and maintenance of internal control relevant to the preparation and presentation of the Statement that give a true and fair view and are free from Material Misstatement, whether due to fraud or error. Our responsibility is to express an opinion on the Statement based on our audit of the standalone annual financial statements.
2. We conducted our audit in accordance with the Auditing Standards generally accepted in India. Those standards require that we plan and perform the audit to obtain reasonable assurance about whether the Statement is free of material misstatement. An audit includes examining, on a test basis, evidence supporting the amounts disclosed in the Statement. An audit also includes assessing the accounting principles used and significant estimates made by the Management. We believe that our audit provide a reasonable basis for our opinion.
3. In our opinion and to the best of our information and according to the explanations given to us, the Statement;
  - i. is presented in accordance with the requirements of Regulation 33 of the SEBI (Listing Obligations and Disclosure Requirements) Regulations, 2015 and SEBI circular dated 5 July 2016 in this regard; and
  - ii. gives a true and fair view in conformity with the aforesaid Accounting Standards and other accounting principles generally accepted in India, of the net profit and other financial information of the Company for the year ended 31<sup>st</sup> March 2017.

4. The Statement includes the results for the Quarter ended 31<sup>st</sup> March 2017 being the balancing figure between audited figures in respect of the full financial year and the published year to date figures up to the third quarter of the current financial year which were subject to limited review by us.


**For Sundar Srini & Sridhar**  
Chartered Accountants  
Firm Registration No: 0042015



**S. Sridhar**  
Partner

Membership No: 025504

Place: Chennai  
Date: May 18, 2017







**TAKE SOLUTIONS LTD**

CIN: L63090TN2000PLC046338

Regd. Office : 27, Tank Bund Road, Nungambakkam, Chennai 600 034



www.takesolutions.com

**Statement of Standalone Audited Financial Results for the Year ended March 31, 2017**

(₹ In Lakhs except per share data)


Particulars	Quarter Ended			Year Ended	
	March 31, 2017	December 31, 2016	March 31, 2016	March 31, 2017	March 31, 2016
	UnAudited	UnAudited	UnAudited	Audited	Audited
1. Revenue from operations	545.35	400.00	1068.35	1884.29	2356.96
2. Other Income	1028.30	320.83	897.18	2329.88	1564.51
<b>3. Total Revenue</b>	<b>1573.65</b>	<b>720.83</b>	<b>1965.53</b>	<b>4214.17</b>	<b>3921.47</b>
<b>4. Expenses</b>					
Cost of Revenue	77.64	80.78	437.46	461.07	754.25
Employee Benefit Expense	101.10	73.34	84.25	351.89	253.45
Finance Cost	0.00	0.00	19.09	292.34	19.09
Depreciation and amortisation	22.40	24.40	4.31	79.58	18.71
Other expenses	339.05	326.26	338.63	1178.03	849.95
<b>Total Expenses</b>	<b>540.19</b>	<b>504.78</b>	<b>883.74</b>	<b>2362.91</b>	<b>1895.45</b>
<b>5. Profit/(Loss) before tax and exceptional items (3-4)</b>	<b>1033.46</b>	<b>216.05</b>	<b>1081.79</b>	<b>1851.26</b>	<b>2026.02</b>
6. Exceptional items	0.00	0.00	0.00	0.00	0.00
<b>7. Profit/(Loss) before tax (5-6)</b>	<b>1033.46</b>	<b>216.05</b>	<b>1081.79</b>	<b>1851.26</b>	<b>2026.02</b>
8. Tax expense	15.20	1.45	75.17	15.94	203.07
<b>9. Profit/(Loss) after tax (7-8)</b>	<b>1018.26</b>	<b>214.60</b>	<b>1006.62</b>	<b>1835.32</b>	<b>1822.95</b>
<b>10. Earnings per share</b>					
(of ₹1/- each not annualised)					
(a) Basic	0.78	0.16	0.84	1.44	1.52
(b) Diluted	0.77	0.16	0.83	1.43	1.50

During the current year, the Group has reclassified its primary business segments into Functional Services and Technology Services based on the services offered. However, the company on a standalone basis operates in the business segment of offering technology services and hence there is only one business segment. The company on a standalone basis is primarily operating in India, which is considered as single geographical segment.







(₹ In Lakhs)

Standalone Statement of Assets and Liabilities	As at March 31, 2017	As at March 31, 2016
	Audited	Audited
<b>A. EQUITY AND LIABILITIES</b>		
<b>1. Shareholders' funds</b>		
(a) Share capital	1310.02	1200.50
(b) Reserves and Surplus	48794.69	30669.87
<b>Sub -total - Shareholders' funds</b>	<b>50104.71</b>	<b>31870.37</b>
<b>2. Non-current liabilities</b>		
Long-term provisions	50.47	30.92
<b>Sub -total - Non-current liabilities</b>	<b>50.47</b>	<b>30.92</b>
<b>3. Current liabilities</b>		
(a) Short-term borrowings	0.00	7276.50
(b) Trade payables		
(i) Dues of Micro and Small Enterprises	0.00	0.00
(ii) Dues of others	130.31	425.11
(c) Other current liabilities	1414.33	1188.25
(d) Short-term provisions	8.04	591.46
<b>Sub -total - Current liabilities</b>	<b>1552.68</b>	<b>9481.32</b>
<b>TOTAL - EQUITY AND LIABILITIES</b>	<b>51707.86</b>	<b>41382.61</b>
<b>B. ASSETS</b>		
<b>1. Non-current assets</b>		
(a) Fixed assets		
(i) Tangible Assets	445.72	48.22
(ii) Intangible Assets	14.06	0.00
(iii) Capital Work in Progress	0.00	215.51
(b) Non-current investments	35496.54	33038.94
(c) Deferred tax asset (net)	34.77	19.87
(d) Long-term loans and advances	985.15	859.27
<b>Sub-total - Non-current assets</b>	<b>36976.24</b>	<b>34181.81</b>
<b>2. Current assets</b>		
(a) Current investments	0.00	0.00
(b) Inventories	2.44	4.92
(c) Trade receivables	318.47	372.62
(d) Cash and bank balances	2582.75	2444.70
(e) Short-term loans and advances	11827.96	4347.67
(f) Other current assets	0.00	30.89
<b>Sub-total - Current assets</b>	<b>14731.62</b>	<b>7200.80</b>
<b>TOTAL - ASSETS</b>	<b>51707.86</b>	<b>41382.61</b>



**FORM A**
**Pursuant to Regulation 33 of SEBI (Listing Obligation and Disclosure Requirements) Regulations, 2015**

1.	Name of the Company	TAKE SOLUTIONS LIMITED
2.	Annual Financial Statement for the year ended	MARCH 31,2017 CONSOLIDATED FINANCIAL STATEMENT
3.	Type of Audit observation	UN-MODIFIED
4.	Frequency of observation	NOT APPLICABLE
5.	To be signed by: <ul style="list-style-type: none"> <li>• CEO/Managing Director (Srinivasan H R)</li> <li>• Chief Financial Officer (Subhasri Sriram)</li> <li>• Auditor of the Company (S. Sridhar)</li> <li>• Audit Committee Chairman (R. Sundara Rajan)</li> </ul>	      

Place: Chennai

Date: May 18, 2017

**Independent Auditor's Report on Consolidated Financial Results Pursuant to the SEBI  
(Listing Obligations and Disclosure Requirements) Regulations, 2015**

**To the Board of Directors  
TAKE Solutions Limited**

1. We have audited the accompanying Statement of Consolidated Financial Results of TAKE Solutions Limited ("the Holding Company") and its subsidiaries (the Holding Company and its subsidiaries together referred to as "the Group") for the year ended 31<sup>st</sup> March, 2017 ("The Statement"), being submitted by the Holding Company pursuant to the requirements of Regulation 33 of the SEBI (Listing Obligations and Disclosure Requirements) Regulations, 2015. This Statement, which is the responsibility of the Holding Company's Management and approved by the Board of Directors, has been prepared on the basis of the related consolidated annual financial statements which are in accordance with the Accounting Standards prescribed under section 133 of the Companies Act, 2013 read with the relevant Rules issued there under and other accounting principles generally accepted in India. Our responsibility is to express an opinion on the Statement based on our audit of the consolidated annual financial statements.
2. We conducted our audit in accordance with the Auditing Standards generally accepted in India. Those standards require that we plan and perform the audit to obtain reasonable assurance about whether the Statement is free of material misstatement. An audit includes examining, on a test basis, evidence supporting the amounts disclosed in the Statement. An audit also includes assessing the accounting principles used and significant estimates made by the Management. We believe that our audit provide a reasonable basis for our opinion.
3. In respect of Consolidated Financial Results of the Group, we did not audit the financial statements / consolidated financial statements of certain subsidiaries, whose financial statements / consolidated financial statements reflect total assets (before intra-group eliminations) of Rs. 101213 lakhs at 31<sup>st</sup> March 2017 and revenues (before intra-group eliminations) of Rs. 101499lakhs for the year ended 31<sup>st</sup> March 2017. These financial statements / consolidated financial statements have been audited by other auditors whose reports have been furnished to us by the Management and our opinion on the Statement, insofar as it relates to such subsidiaries is based solely on the reports of the other auditors.
4. We have relied on the unaudited financial statements of subsidiaries whose financial statements reflect total assets (before intra-group eliminations) of Rs. 171 lakhs as at 31<sup>st</sup> March 2017 and revenues (before intra-group eliminations) of Rs. 350 lakhs for the year ended 31<sup>st</sup> March 2017. These unaudited financial statements as approved by the respective Board of Directors of these subsidiaries have been furnished by the Management to us and our report insofar as it relates to the amounts included in respect of these subsidiaries is based solely on such approved unaudited financial statements.

Our opinion on the Statement is not modified in respect of the above matters with regard to our reliance on the work done and the reports of the other auditors and the financial statements certified by the Management.

5. In our opinion and to the best of our information and according to the explanations given to us and based on the consideration of the reports of the other auditors referred to in paragraph 3 above, the Statement;

- i. includes the results of entities as given below:  
List of Subsidiaries -

<b>Subsidiaries (held directly)</b>
1. APA Engineering Private Limited, India
2. Ecron Acunova Limited (formerly known as Manipal Acunova Limited), India
3. TAKE Solutions Global Holdings Pte Ltd, Singapore
<b>Subsidiaries (held indirectly)</b>
4. APA Engineering Pte Ltd, Singapore
5. APA Engineering Inc, USA (added during the year)
6. Towell TAKE Investments LLC, Sultanate of Oman
7. Towell TAKE Solutions LLC, Sultanate of Oman
8. TAKE Solutions MEA Limited, UAE
9. Mirnah Technology Systems Limited, Saudi Arabia
10. TAKE Enterprise Services Inc., USA
11. TAKE Solutions Information Systems Pte Ltd, Singapore
12. Navitas, Inc., USA (formerly known as TAKE Solutions Inc., USA)
13. TAKE Supply Chain De Mexico S De RI Cv, Mexico
14. Navitas Life Sciences Holdings Limited, UK (formerly known as TAKE Global Limited, UK)
15. Navitas Life Sciences Limited, UK (formerly known as WCI Consulting Limited, UK )
16. Navitas Life Sciences, Inc., USA (formerly known as WCI Consulting Limited, USA)
17. TAKE Synergies Inc, USA
18. TAKE Dataworks Inc, USA
19. Intelent Inc, USA
20. Astus Technologies Inc, USA
21. Million Star Technologies Limited, Mauritius
22. TAKE Innovations Inc., USA
23. Acunova Life Science Inc., USA
24. Acunova Life Sciences Limited, UK
25. EcronAcunova GmbH, Germany
26. EcronAcunova Company Limited, Thailand
27. Ecronsp.z.o.o. Poland
28. Ecron - The Czech Expert s.r.o - Liquidated on March 20, 2017
29. Ecron Limited United Kingdom
30. Ecron LLC Ukraine
31. EcronAcunova Russia
32. EcronAcunova A/S, Denmark
33. EcronAcunova Pte Limited, Singapore
<b>Partner in Limited Liability Partnership</b>
34. Navitas LLP

- ii. is presented in accordance with the requirements of Regulation 33 of the SEBI (Listing Obligations and Disclosure Requirements) Regulations, 2015 and SEBI Circular dated 5 July 2016 in this regard; and
- iii. gives a true and fair view in conformity with the aforesaid Accounting Standards and other accounting principles generally accepted in India of the consolidated net profit and other financial information of the Group for the year ended 31<sup>st</sup> March 2017.

**For Sundar Srini & Sridhar**  
Chartered Accountants  
Firm Registration No: 0042015



**S. Sridhar**  
Partner  
Membership No: 025504

Place: Chennai  
Date: May 18, 2017





**TAKE SOLUTIONS LTD**

CIN: L63090TN2000PLC046338

Regd. Office : 27, Tank Bund Road, Nungambakkam, Chennai 600 034

www.takesolutions.com

**Statement of Consolidated Audited Financial Results for the Year ended March 31, 2017**

(₹ In Lakhs except per share data)

Particulars	Quarter Ended			Year Ended	
	March 31, 2017	December 31, 2016	March 31, 2016	March 31, 2017	March 31, 2016
	UnAudited	UnAudited	UnAudited	Audited	Audited
1. Revenue from operations	35550.75	34305.44	31206.17	134455.59	103013.08
2. Other Income	52.42	225.37	126.64	745.08	2075.29
<b>3. Total Revenue</b>	<b>35603.17</b>	<b>34530.81</b>	<b>31332.81</b>	<b>135200.67</b>	<b>105088.37</b>
<b>4. Expenses</b>					
Cost of Revenue	10418.93	10075.08	8971.09	39604.85	29350.57
Employee Benefit Expense	9835.80	9745.40	8536.73	38235.83	28176.37
Finance Cost	532.66	477.08	507.90	2249.55	1479.42
Depreciation and amortisation	2135.70	2325.65	1771.40	8744.89	7429.43
Other expenses	8963.82	8033.39	7316.65	31069.17	24157.39
<b>Total Expenses</b>	<b>31886.91</b>	<b>30656.60</b>	<b>27103.77</b>	<b>119904.29</b>	<b>90593.18</b>
<b>5. Profit/(Loss) before tax, exceptional items and Minority Interest (3-4)</b>	<b>3716.26</b>	<b>3874.21</b>	<b>4229.04</b>	<b>15296.38</b>	<b>14495.19</b>
6. Exceptional items	0.00	0.00	0.00	0.00	0.00
<b>7. Profit/(Loss) before tax and Minority Interest (5-6)</b>	<b>3716.26</b>	<b>3874.21</b>	<b>4229.04</b>	<b>15296.38</b>	<b>14495.19</b>
8. Tax expense	107.99	578.98	1081.45	1915.61	2008.44
<b>9. Profit/(Loss) before Minority Interest (7-8)</b>	<b>3608.27</b>	<b>3295.23</b>	<b>3147.59</b>	<b>13380.77</b>	<b>12486.75</b>
10. Minority Interest	166.38	74.10	36.07	308.61	521.37
<b>11. Profit/(Loss) after Minority Interest (9-10)</b>	<b>3441.89</b>	<b>3221.13</b>	<b>3111.52</b>	<b>13072.16</b>	<b>11965.38</b>
<b>12. Earnings per share</b>					
(Par Value of ₹ 1/- each, not annualised)					
(a) Basic	2.63	2.46	2.59	10.25	9.97
(b) Diluted	2.60	2.44	2.56	10.16	9.85



(₹ In Lakhs)

Consolidated Statement of Assets and Liabilities	As at March	As at March
	31, 2017	31, 2016
	Audited	Audited
<b>A. EQUITY AND LIABILITIES</b>		
<b>1. Shareholders' funds</b>		
(a) Share capital	1310.02	1200.50
(b) Reserves and Surplus	87926.40	61928.86
<b>Sub -total - Shareholders' funds</b>	<b>89236.42</b>	<b>63129.36</b>
<b>2. Minority Interest</b>	4208.24	4020.99
<b>3. Non-current liabilities</b>		
(a) Long-term borrowings	4886.73	6813.81
(b) Deferred tax liabilities (net)	2302.86	2066.56
(c) Other long-term liabilities	261.99	263.66
(d) Long-term provisions	934.80	851.81
<b>Sub -total - Non-current liabilities</b>	<b>8386.38</b>	<b>9995.84</b>
<b>4. Current liabilities</b>		
(a) Short-term borrowings	17171.69	24962.97
(b) Trade payables		
(i) Dues of Micro and Small Enterprises	0.00	0.00
(ii) Dues of others	4590.07	5011.90
(c) Other current liabilities	11807.96	13255.17
(d) Short-term provisions	687.73	1071.91
<b>Sub -total - Current liabilities</b>	<b>34257.45</b>	<b>44301.95</b>
<b>TOTAL - EQUITY AND LIABILITIES</b>	<b>136088.49</b>	<b>121448.14</b>
<b>B. ASSETS</b>		
<b>1. Non-current assets</b>		
(a) Fixed assets		
(i) Tangible Assets	16242.55	11785.91
(ii) Intangible Assets	15641.72	16942.06
(iii) Capital Work in Progress	606.53	219.16
(iv) Intangible Assets under development	282.59	47.28
(b) Goodwill on consolidation	23540.78	25551.43
(c) Non-current investments	616.36	1954.55
(d) Deferred tax assets (Net)	224.82	82.17
(e) Long-term loans and advances	881.87	2238.43
<b>Sub-total - Non-current assets</b>	<b>58037.22</b>	<b>58820.99</b>
<b>2. Current assets</b>		
(a) Current investments	299.92	167.04
(b) Inventories	1738.64	2154.54
(c) Trade receivables	43676.54	30144.18
(d) Cash and bank balances	11099.40	12832.53
(e) Short-term loans and advances	21175.00	17213.44
(f) Other current assets	61.77	115.42
<b>Sub-total - Current assets</b>	<b>78051.27</b>	<b>62627.15</b>
<b>TOTAL - ASSETS</b>	<b>136088.49</b>	<b>121448.14</b>

Segment Wise Revenue and Results					
Primary Segment Information					
	(₹ In Lakhs)				
	Quarter Ended			Year Ended	
	March 31, 2017	December 31, 2016	March 31, 2016	March 31, 2017	March 31, 2016
	UnAudited	UnAudited	UnAudited	Audited	Audited
<b>1.(a) Segment Revenue</b>					
(a) Software Products & Consultancy Services			24498.27		89567.92
(b) E Business Solutions			2109.54		8682.63
(c) Others			4598.36		4762.53
<b>Total</b>			<b>31206.17</b>		<b>103013.08</b>
<b>1.(b) Segment Revenue</b>					
(i) Functional Services	20742.99	19980.65		78223.92	
(ii) Technology Services	14807.76	14324.79		56231.67	
<b>Total</b>	<b>35550.75</b>	<b>34305.44</b>		<b>134455.59</b>	
<b>Less: Inter Segment Revenue</b>	0.00	0.00	0.00	0.00	0.00
<b>Net sales/Income From Operations</b>	<b>35550.75</b>	<b>34305.44</b>	<b>31206.17</b>	<b>134455.59</b>	<b>103013.08</b>
<b>2.(a) Segment Results</b>					
(a) Software Products & Consultancy Services			10996.19		38658.58
(b) E Business Solutions			130.96		440.36
(c) Others			1410.42		1436.38
<b>Total</b>			<b>12537.57</b>		<b>40535.32</b>
<b>2.(b) Segment Results</b>					
(i) Functional Services	7275.07	6927.73		27168.24	
(ii) Technology Services	2516.24	2410.92		9468.95	
<b>Total</b>	<b>9791.31</b>	<b>9338.65</b>		<b>36637.19</b>	
<b>Less: (i) Finance cost</b>	532.66	477.08	507.90	2249.55	1479.42
<b>(ii) Other Un-allocable Expenditure net off Un-allocable Income</b>	5542.39	4987.36	7800.63	19091.26	24560.71
<b>Profit Before Tax &amp; Minority Interest</b>	<b>3716.26</b>	<b>3874.21</b>	<b>4229.04</b>	<b>15296.38</b>	<b>14495.19</b>

The management has, further to the acquisition and strategic decisions taken, updated its segment classification based on service offerings, with effect from April 01, 2016. Previous period figures given in (a) above are as per the earlier classification and hence not comparable.

Segregation of assets, liabilities, depreciation and other non-cash expenses into various primary segments has not been carried out as the assets are used interchangeably between segments. Accordingly, no disclosure relating to segmental assets and liabilities has been made.





**Notes:**

1. The results are based on the consolidated financial statements prepared by the Company's management in accordance with the accounting principles generally accepted in India, including the Accounting Standards specified under Section 133 of the Companies Act 2013, read with relevant rules issued thereunder. The Financial Statements of the Parent Company and its subsidiaries have been combined on a line by line basis by adding together the book values of the items of Assets, liabilities, income and expenses after eliminating intra-group balances, transactions and resulting unrealised gains/losses. The Consolidated Financial Statements are prepared by applying uniform accounting policies.

2. The Consolidated and Standalone Financial Results for the year ended March 31, 2017 have been reviewed by the Audit Committee on May 18, 2017 and approved by the Board of Directors ("the Board") at its meeting held on May 18, 2017. The Statutory auditors have expressed an unqualified audit opinion. The information presented above is extracted from the audited financials statements as stated above. Both the Consolidated and Standalone Financial Results have been submitted to the Bombay Stock Exchange Limited (BSE) and National Stock Exchange of India Limited (NSE), where the equity shares of the Company are listed.

3. The Standalone Financial Results and the Consolidated Financial Results for the year ended March 31, 2017 are available on the Company's website ([www.takesolutions.com](http://www.takesolutions.com)) and the website of BSE ([www.bseindia.com](http://www.bseindia.com)) and NSE ([www.nseindia.com](http://www.nseindia.com)).

4. In accordance with the Institute of Chartered Accountants of India (ICAI) guidelines, the weighted average number of shares held by TAKE Solutions Limited ESOP Trust have been reduced from the weighted average equity shares outstanding for computing basic and diluted earnings per share. During the year ended March 31, 2017, the company has allotted 114,977 Equity Shares of face value ₹ 1/- each on account of exercise of vested options.

5. In accordance with Chapter VIII of SEBI (Issue of Capital and Disclosure requirements) Regulations, 2009, 10,836,800 Equity Shares of ₹1 each were allotted to Qualified Institutional Buyers ("QIBs") on July 28, 2016 at an issue price of ₹166.10 per Equity Share (including premium of ₹165.10 per Equity Share) through Qualified Institutions Placement.

6. Out of the issue proceeds of ₹17,999.92 Lakhs from the Qualified Institutions Placement, ₹ 705.79 Lakhs were utilised towards share issue expenses and the balance of ₹17,294.13 Lakhs has been utilised for the objects stated in the offer document.

7. During the previous year, the company has divested its entire investment in subsidiaries Applied Clinical Intelligence LLC, USA and TAKE Business Cloud Private Limited and has acquired Ecron Acunova Limited, India. The effects of such acquisitions/divestments were considered in consolidated financial statements for the FY 2016 from the date of acquisition / divestment. Hence the corresponding figures of the previous periods are not comparable with the current year.

8. TAKE Solutions Limited and its subsidiaries ('the Group') provide domain centric outcome based services and technology solutions to its clients globally. The Group's operations today have increasingly focused on providing functional and technology services across the domains of SCM and LS. The scope of such services has been enhanced post the recent acquisition of Ecron Acunova Limited and hence a need to reclassify the revenue segments to accurately capture the operations of the Group. The revised business segments will now be classified as Functional Services and Technology Services.

Functional services refer to consulting on and performance of core operational blocks of function on behalf of the customers. In life sciences domain, these span the functions of clinical, regulatory, and medical/safety operations that are required to either bring drugs and devices to market post approval or ensure keeping them on market by complying with statutory requirements across the globe.

Technology services includes engineering of technology products and/or solutions either proprietary or in partnership with strategic enterprise software vendors that would help solve a business problem relating to compliance, addressing a situation of non-compliance, or enabling process and operational efficiencies, across multifunctional teams within the enterprise as well as their partners & stakeholders. In supply chain domain, these span the functions of engineering services, sourcing and procurement.

9 a) Item of Expenditure exceeding 10% of total expenditure (₹ in Lakhs) for TAKE Solutions Limited and its Subsidiaries

Particulars	Quarter Ended			Year Ended	
	March 31, 2017	December 31, 2016	March 31, 2016	March 31, 2017	March 31, 2016
	UnAudited	UnAudited	UnAudited	Audited	Audited
Software Development Expenses	6314.14	6558.19	5411.09	25646.78	19388.68
Other Direct Costs	4104.79	3516.89	3560.00	13958.07	9961.89

9 b) Item of Expenditure exceeding 10% of total expenditure (₹ in Lakhs) for TAKE Solutions Limited

Particulars	Quarter Ended			Year Ended	
	March 31, 2017	December 31, 2016	March 31, 2016	March 31, 2017	March 31, 2016
	UnAudited	UnAudited	UnAudited	Audited	Audited
Software Development Expenses	60.00	60.00	60.00	240.00	240.00
Other Direct Costs	17.64	20.78	377.46	221.07	514.25

10. Previous Period figures have been regrouped/re-arranged wherever necessary to conform to the current period's presentation.

11. Financial Results of TAKE Solutions Limited (Standalone Information) ₹ in Lakhs

Particulars	Quarter Ended			Year Ended	
	March 31, 2017	December 31, 2016	March 31, 2016	March 31, 2017	March 31, 2016
	UnAudited	UnAudited	UnAudited	Audited	Audited
1. Revenue from Operations	545.35	400.00	1068.35	1884.29	2356.96
2. Other Income	1028.30	320.83	897.18	2329.88	1564.51
3 Profit/(Loss) before Tax	1033.46	216.05	1081.79	1851.26	2026.02
4. Profit/(Loss) after Tax	1018.26	214.60	1006.62	1835.32	1822.95

12. An interim dividend of ₹ 0.30/- per share was declared for the quarter ended September 30, 2016 and further ₹ 0.30/- per share was declared for the quarter ended December 31, 2016. The Board of Directors have recommended a final dividend of 40% (₹0.40 per equity share) for the year ended March 31, 2017, subject to the approval of the members at the ensuing Annual General Meeting. In terms of revised Accounting Standard (AS) 4 'Contingencies and Events occurring after the Balance Sheet date' as notified by the Ministry of Corporate Affairs through amendments to Companies (Accounting Standards) Amendment Rules, 2016, dated March 30, 2016, the company has not accounted for proposed dividend as a liability as at March 31, 2017. Proposed Dividend was however accounted for a liability as at March 31, 2016 in line with the then existing accounting standard.


13. Figures for the quarter ended March 31, 2017 and March 31, 2016 are the derived figures between audited figures in respect of the full financial year and published year to date figures upto the third quarter of the relevant financial year.

For and on Behalf of the Board of Directors

*Srinivasan.H.R.*

Srinivasan.H.R.

Vice-Chairman & Managing Director



Place: Chennai

Date: May 18, 2017

